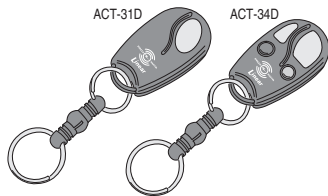


# ACT-31D

# ACT-34D



Integrated transmitter & proximity tag



Operation Instructions

**Linear**  
Building On Innovation.

USA & Canada (800) 421-1587 & (800) 392-0123  
(760) 438-7000 - Toll Free FAX (800) 468-1340  
www.linearcorp.com

**MEGACODE**<sup>®</sup>

## DESCRIPTION

The ACT-31D and ACT-34D are TRANS PROX devices that contain a radio transmitter as well as a proximity tag. Access can be requested by pressing a TRANS PROX button to send a wireless signal to a Linear MegaCode receiver, or by moving the unit within two inches of a proximity reader.

The ACT-31D is a single-button miniature TRANS PROX that sends one wireless code. The ACT-34D is a four-button miniature TRANS PROX that sends four different wireless codes, depending on which button is pressed.

In addition to each unit's MegaCode radio transmission capabilities (factory set from over a million possible ID codes), both units contain a built-in proximity tag. The proximity tag is factory programmed to the same ID and facility code as the transmitter using card access 26-bit Wiegand format.

The unit's proximity tag functions with Linear's Model AM-PR proximity reader.

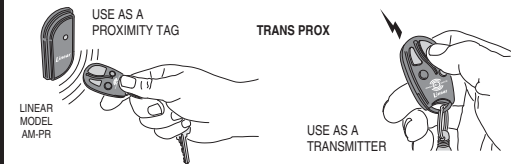
The TRANS PROXs are powered by two Type 2016 "coin cell" batteries. A 2-part key ring is supplied with the units.

## PROGRAM TRANSMITTER INTO RECEIVER

Linear's receivers that accept "Block Coding" can be programmed to accept a user defined block of ID codes. The ACT-31D and ACT-34D TRANS PROXs are block coded. Each block of TRANS PROX is labeled with starting and ending block code numbers, along with an optional facility code number. Refer to the receiver instructions for details on how to program the block and facility code numbers.

For non Block Coded single learning receivers, press the desired TRANS PROX button while the receiver is in programming mode to program that button into the receiver.

Refer to the access system instructions for details on how to program the proximity tag into the system.

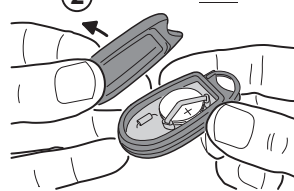


## REPLACING BATTERIES

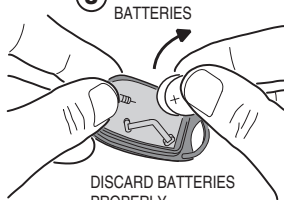
1 TWIST A COIN IN SLOT TO OPEN TRANSMITTER CASE



2 REMOVE THE BACK OF THE CASE

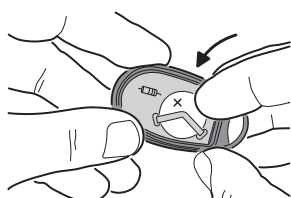


3 REMOVE THE TWO BATTERIES



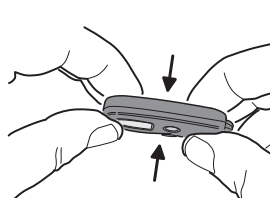
DISCARD BATTERIES PROPERLY

4 SLIDE IN TWO NEW TYPE 2016 BATTERIES



BE SURE BOTH PLUS (+) SIDES ARE FACING AWAY FROM THE CIRCUIT BOARD

5 SNAP CASE TOGETHER



## LINEAR LIMITED WARRANTY

This Linear product is warranted against defects in material and workmanship for twelve (12) months. This warranty extends only to wholesale customers who buy direct from Linear or through Linear's normal distribution channels. Linear does not warrant this product to consumers. Consumers should inquire from their selling dealer as to the nature of the dealer's warranty, if any. There are no obligations or liabilities on the part of Linear LLC for consequential damages arising out of or in connection with use or performance of this product or other indirect damages with respect to loss of property, revenue, or profit, or cost of removal, installation, or reinstallation. All implied warranties, including implied warranties for merchantability and implied warranties for fitness, are valid only until the warranty expires. This Linear LLC Warranty is in lieu of all other warranties express or implied.

All products returned for warranty service require a Return Product Authorization Number (RPA#). Contact Linear Technical Services at 1-800-421-1587 for an RPA# and other important details.

## IMPORTANT !!!

Linear radio controls provide a reliable communications link and fill an important need in portable wireless signaling. However, there are some limitations which must be observed.

- For U.S. installations only: The radios are required to comply with FCC Rules and Regulations as Part 15 devices. As such, they have limited transmitter power and therefore limited range.
- A receiver cannot respond to more than one transmitted signal at a time and may be blocked by radio signals that occur on or near their operating frequencies, regardless of code settings.
- Changes or modifications to the device may void FCC compliance.
- Infrequently used radio links should be tested regularly to protect against undetected interference or fault.
- A general knowledge of radio and its vagaries should be gained prior to acting as a wholesale distributor or dealer, and these facts should be communicated to the ultimate users.
- This device complies with FCC Part 15 and Industry Canada Rules and Regulations. Operation is subject to the following two conditions: (1) This device may not cause harmful interference, and (2) this device must accept any interference received, including interference that may cause undesired operation.