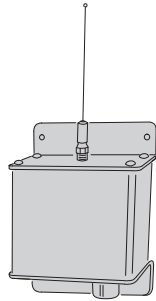


# AM-RRR

## Remote Radio Receiver

### Installation Instructions



**Linear**  
Building On Innovation.

USA & Canada (800) 421-1587 & (800) 392-0123  
(760) 438-7000 - Toll Free FAX (800) 468-1340  
www.linearcorp.com

### INTRODUCTION

The AM-RRR remote radio receiver is designed for use with Linear's AE1000Plus, AE2000Plus, and AM3Plus access control systems. The AM-RRR functions as a remote device that extends the radio range control or supplies localized radio reception for the controller.

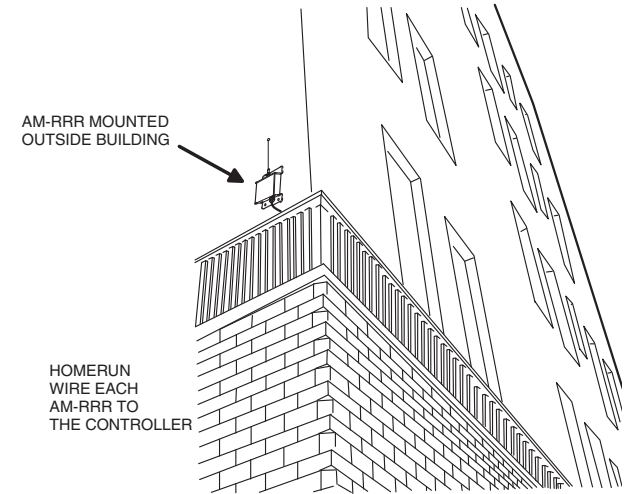
Three antenna types can be used with this receiver. The cabinet mounted type "F" connector is for connection to the antenna. The local whip antenna (supplied) screws directly on to the receiver's connector. The directional (EXA-2000) and omni-directional (EXA-1000) remote antennas wire to the receiver's antenna connector with type RG-59 cable.

An on-board RADIO RANGE knob allows adjustment of the receiver's gain. It can be set to limit the maximum radio range that the receiver can achieve. Two indicators display the receiver's performance and operation. The two color red/green STATUS indicator lights red when the receiver is getting DC power and turns green when access is granted to a transmitter. The RADIO indicator lights when the receiver detects a radio signal. It can be used for trouble shooting and verifying system performance. Receiver test points are provided for listening to the incoming signals.

The AM-RRR remote radio receiver connects to the controller control unit through a six-wire cable. A rotary switch in the AM-RRR selects the PBUS device address for the receiver. Each PBUS device connected to the controller must be set to a different PBUS device address. Power is supplied to the receiver from the PBUS controller.

The receiver is housed in a weather-resistant enclosure and can be mounted indoors or outdoors. Gaskets and a weather-tight wiring strain relief seal the unit from the elements.

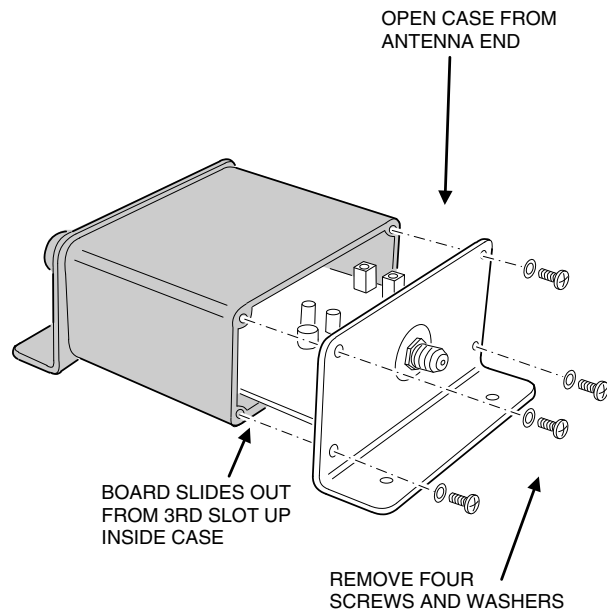
### 1. TYPICAL INSTALLATION



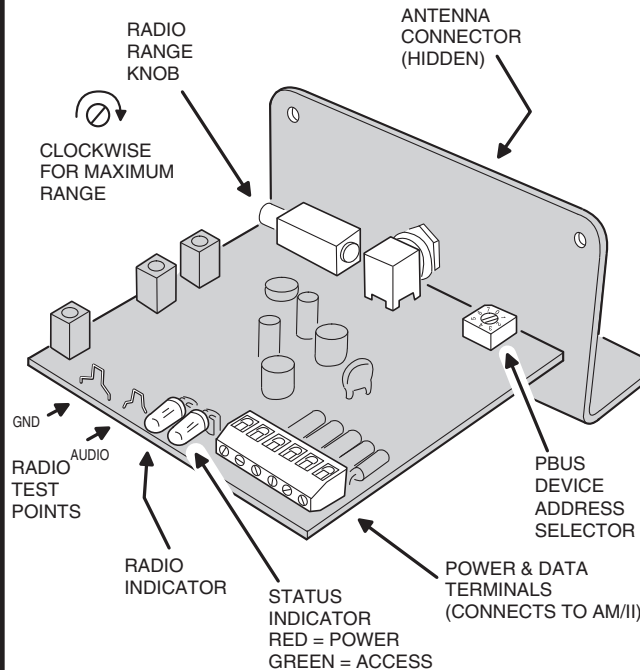
EACH AM-RRR EQUALS 4 LOAD UNITS  
CABLE LENGTH FORMULA FOR EACH AM-RRR USED IN SYSTEM

CABLE RUN	CABLE TYPE	FORMULA
300 FEET MAXIMUM	BELDEN 9931 (24 AWG)	FEET x LOAD UNITS < 3,000 MAXIMUM
500 FEET MAXIMUM	WEICO 9405 (20 AWG)	FEET x LOAD UNITS < 10,000 MAXIMUM

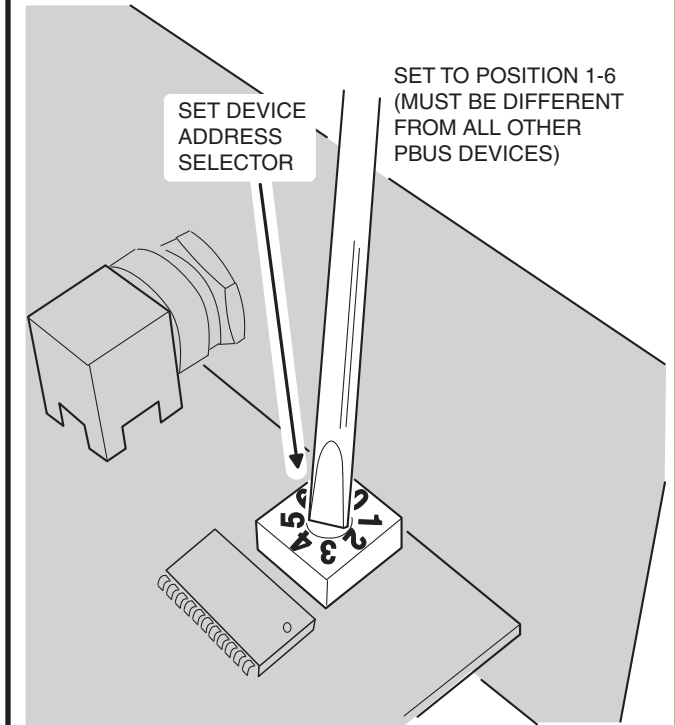
### 2. OPEN CASE



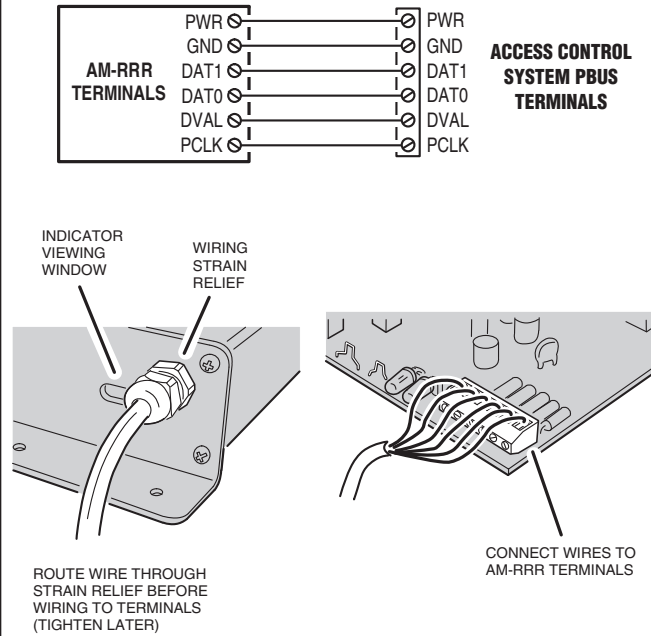
### 3. LOCATE COMPONENTS



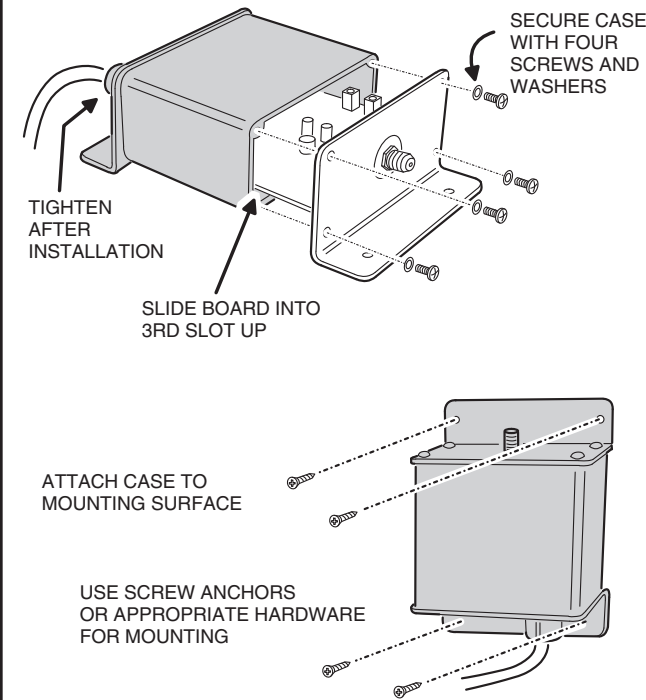
### 4. SET PBUS DEVICE ADDRESS



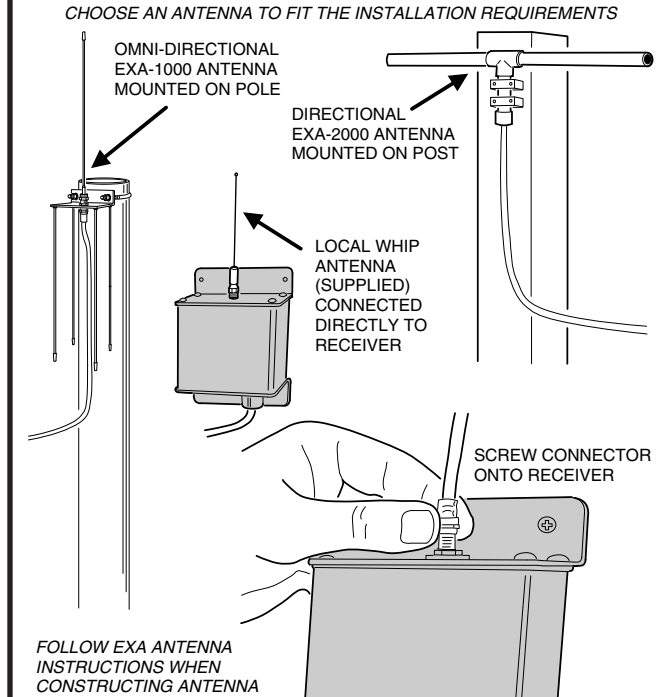
### 5. CONNECT AM-RRR TO CONTROLLER




### 6. CLOSE CASE AND MOUNT UNIT



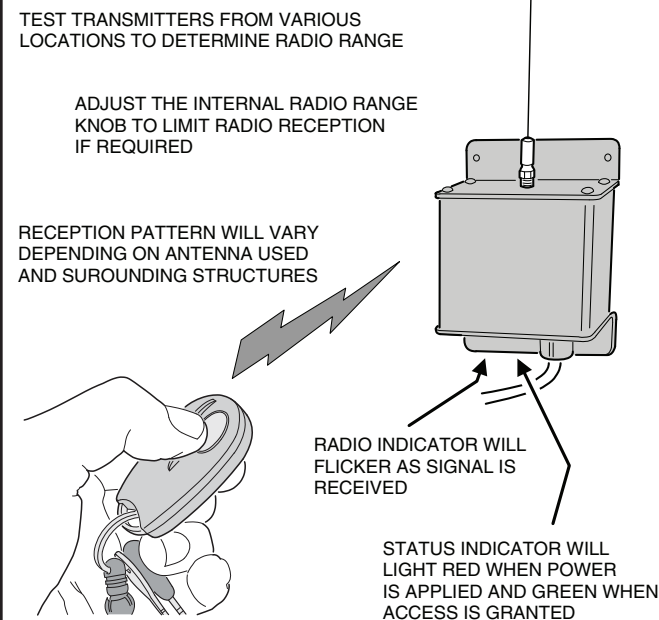
### 7. INSTALL ANTENNA



### 8. PROGRAM SYSTEM



### 9. TEST SYSTEM



### LINEAR LIMITED WARRANTY

This Linear product is warranted against defects in material and workmanship for twelve (12) months. **This warranty extends only to wholesale customers** who buy direct from Linear or through Linear's normal distribution channels. **Linear does not warrant this product to consumers.** Consumers should inquire from their selling dealer as to the nature of the dealer's warranty, if any. **There are no obligations or liabilities on the part of Linear LLC for consequential damages arising out of or in connection with use or performance of this product or other indirect damages with respect to loss of property, revenue, or profit, or cost of removal, installation, or reinstallation.** All implied warranties, including implied warranties for merchantability and implied warranties for fitness, are valid only until the warranty expires. **This Linear LLC Warranty is in lieu of all other warranties express or implied.** All products returned for warranty service require a Return Product Authorization Number (RPA#). Contact Linear Technical Services at 1-800-421-1587 for an RPA# and other important details

#### IMPORTANT !!!

Linear radio controls provide a reliable communications link and fill an important need in portable wireless signalling. However, there are some limitations which must be observed.

- \* For U.S. installations only: The radios are required to comply with FCC Rules and Regulations as Part 15 devices. As such, they have limited transmitter power and therefore limited range.
- \* A receiver cannot respond to more than one transmitted signal at a time and may be blocked by radio signals that occur on or near their operating frequencies, regardless of code settings.
- \* Changes or modifications to the device may void FCC compliance.
- \* Infrequently used radio links should be tested regularly to protect against undetected interference or fault.
- \* A general knowledge of radio and its vagaries should be gained prior to acting as a wholesale distributor or dealer, and these facts should be communicated to the ultimate users.