


LRA SWING GATE OPERATOR


LRA & LRA2

- Featuring the dual-gate capable APeX controller for easy installation and setup
- Magnetic limits for improved reliability
- Aluminum housing provides protection from the elements without rusting
- Sleek design with no motor or gear protruding from the arm
- Includes battery backup that can be recharged with optional solar panels
- Single-gate installations with LRA or dual-gate installations with addition of an LRA2

Linear[®]
Building On Innovation.



LRA



LRA2



All Models ETL Listed;
UL325 Compliant



Supporters and Proud Members of




ELECTRICAL

- Integral entrapment sensing system with digital set point for quick accurate adjustment and enhanced safety
- Continuous tone entrapment alarm with reset button
- Integrated programmable warning beeper during gate movement
- LED diagnostic display for ease of setup and troubleshooting
- Selectable pre-start alarm with provision for ADA compliant visual pre-start and run alarm
- Regulated 24 Volt DC power available for access control accessories
- Integrated auto close timer (0-9 minutes)
- Dual gate capability standard with adjustable stagger
- Advanced soft start/soft stop motor control
- Selectable fail-safe or fail-secure modes of operation



LRA SWING GATE OPERATOR SPECIFICATIONS							
Model	Type	Power Supply	Maximum Leaf Width	Maximum Leaf Weight	Seconds to Open Gate	Shipping Weight	Duty Cycle
LRA	Single w/controller & 5 ft. cable	115 VAC 1P with 24 VDC battery backup, optional solar panels for recharging*	16 ft.	600 lbs.	15-18 sec.	50 lbs.	60 cycles per day
LRA2	Second arm w/40 ft. cable					30 lbs.	



1 LRA Actuator

- Magnetic limit switches for reliable operation
- Aluminum housing provides protection from the elements without rusting
- 24-VDC motor

3 Battery Backup

- Dual 7Ah batteries charged by 115 VAC or optional solar panels*
- Charging circuit automatically switches to batteries when AC is removed, and normal AC operation when power is restored

2 APeX Controller

- European-style field wiring connectors with easy-to-understand graphics
- Intuitive controls with no dipswitches for simple configuration
- Fully integrated MegaCode radio receiver, stores up to 40 transmitters plus two MGT transmitters

4 Weather-Resistant Cabinet

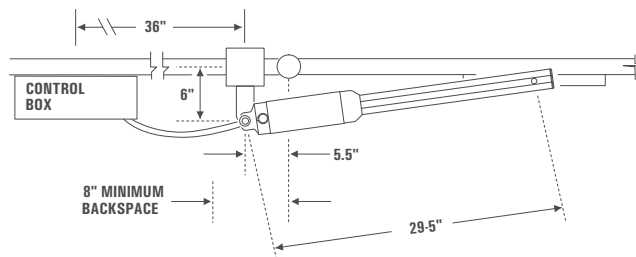
- NEMA 4 Fiberglass enclosure
- Paintable to match any decor

*Contact Linear for solar panel requirements in your area

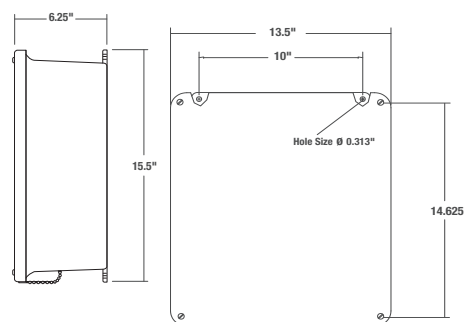
MECHANICAL:

- APeX controller with outdoor-rated fiberglass enclosure
- Magnetic switches for limit setting
- 16" stroke length
- Silver finish
- Adjustable bolt/weldable post bracket

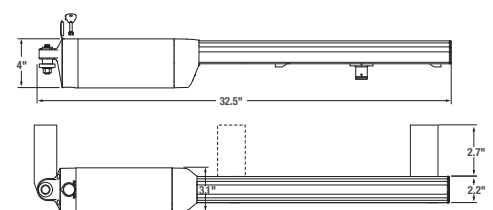
Recommended distances for proper operation



Cabinet Dimensions



Arm Dimensions



CAUTIONS



- Automatic gate operators designed for vehicular traffic only; operators are powerful and can cause serious injury or death; DIRECT ALL PEDESTRIAN TRAFFIC TOWARDS SEPARATE PEDESTRIAN GATE
- Automatic gates not for pedestrians
- UL325 requires use of contact or non-contact anti-entrapment devices

Linear[®]
Building On Innovation.

(800) 421-1587 • www.linearcorp.com